


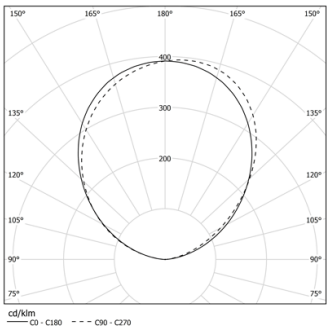


Design: Eduardo Souto de Moura
Indirect light wall lamp with a direct narrow light beam.
Aluminium body with electrostatic 100% polyester paint with textured-finish suitable for adverse climate conditions.
Anti-reflective acrylic diffuser.

LED CRI>90 / >50.000h, L80/B10
3-step MacAdam / power supply included.
IP22 | 230Vac | 50/60Hz



 3000K	Light Source	Luminaire
Power	29W	35,4W
Flux	2995lm	2100lm
Efficiency	103lm/W	54lm/W
LOR	-	70%
UGR	-	-



Beam angle
Diffuse




Application



Weight
1Kg



Finishes

-  .01 White / RAL 9010
-  .02 Black / RAL 9005
-  .03 Grey / RAL 9006

