


28W* / 3000lm* / 2200K-5000K / DALI /
Wide flood 76° / 1489mm

60557



Design: OM + Bartenbach GmbH

Surface or pendant luminaire with housing made of aluminium with 25 micron maximum corrosion resistance anodization in matte finish or electrostatic 100% polyester paint with textured finish.


Aluminium anodised end caps with matt finish or electrostatic 100% polyester paint with textured-finish.

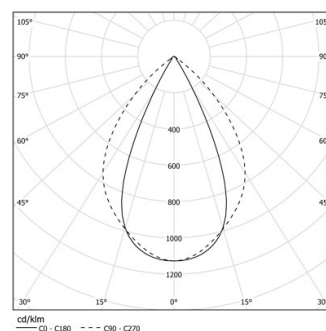
Linear extruded lenses (Lightstream) combined with a secondary reflector, integrated into an extruded aluminium profile.

Fitting accessories ordered separately.

LED CRI>80 / >50.000h, L80/B10 / 2-step MacAdam
Power supply included.
IP20 | 230Vac | 50/60Hz



 LED	2200K-5000K	Light Source	Luminaire
Power		28W*	34,1W*
Flux		3750lm*	3000lm*
Efficiency		134lm/W	88lm/W
LOR		-	80%
UGR		-	<19



Beam angle
Wide flood 76°

Application



Weight
2,4Kg



Finishes

- .01 White / RAL 9010
- .02 Black / RAL 9005

Mandatory

54036 Pendant direct fitting accessory

56051 Clear Base DALI

ø60x35mm

