


45W* / 4800lm* / 2200K-5000K / DALI /
Flood 64° / 2353mm

60558

Product timing available by request



Design: OM + Bartenbach GmbH

Surface or pendant luminaire with housing made of aluminium with 25 micron maximum corrosion resistance anodization in matte finish or electrostatic 100% polyester paint with textured finish.

Aluminium anodised end caps with matt finish or electrostatic 100% polyester paint with textured-finish.

Linear extruded lenses (Lightstream) combined with a secondary reflector, integrated into an extruded aluminium profile.

Fitting accessories ordered separately.

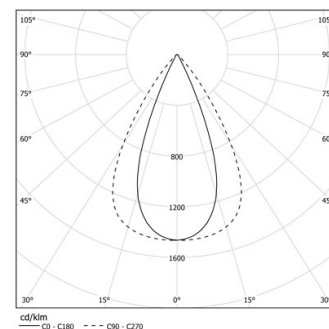
LED CRI>80 / >50.000h, L80/B10 / 2-step MacAdam

Power supply included.

IP20 | 230Vac | 50/60Hz



LED	2200K-5000K	Light Source	Luminaire
Power		45W*	52,7W*
Flux		6000lm*	4800lm*
Efficiency		134lm/W	91lm/W
LOR		-	80%
UGR		-	<13

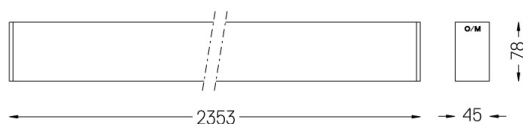


Beam angle
Flood 64°

Application



Weight
3,8Kg



Finishes

- .01 White / RAL 9010
- .02 Black / RAL 9005

Mandatory

54036 Pendant direct fitting accessory

56051 Clear Base DALI

ø60x35mm