


inVision35
Made-to-measure

14W / 1300lm / 4000K / DALI / Flood 52° /
600mm

60976



Structure

- 1 Profile
- 2 End caps
- 3 Fitting accessories
- 4 Profile coupling

Modules

- A inVision Module

Design: O/M + Bartenbach GmbH


inVision module with housing and perforated cover plate made of aluminium with textured-paint finish.

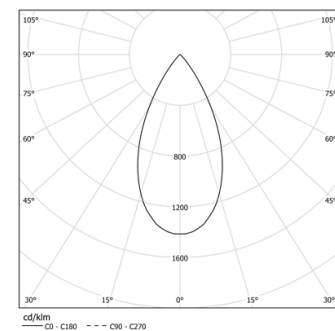
LED CRI>80 / >50.000h, L80/B10 / 2-step MacAdam

Power supply included.

IP20 | 230Vac | 50/60Hz



 LED	4000K	Light Source	Luminaire
Power	14W		17,1W
Flux	1720lm		1300lm
Efficiency	123lm/W		76lm/W
LOR	-		76%
UGR	-		<10

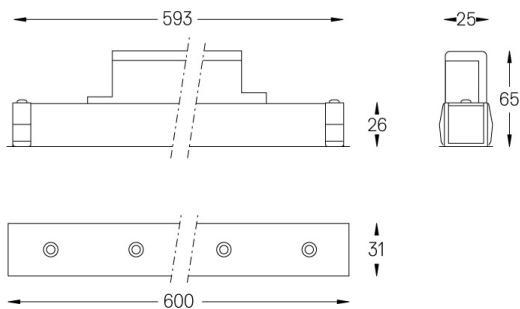


Beam angle
Flood 52°

Application



Weight
0,5Kg



Finishes

- .01 White / RAL 9010
● .02 Black / RAL 9005

For the specific supply of "DALI 2" drivers, please contact:
support@om-light.com

Choose the length and layout of the system exactly as you want it, to model the right lighting functions for different tasks. For further information please contact: support@om-light.com