

27W / 3000lm / 4000K / DALI / Wide flood  
76° / 1440mm

61230

Product timing available by request



Structure

- 1 Profile
- 2 End caps
- 3 Fitting accessories
- 4 Profile coupling

Modules

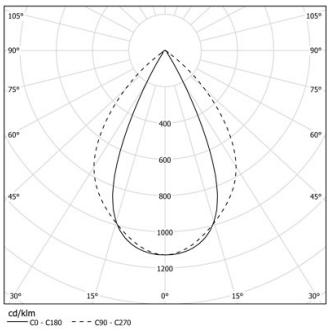
- A inFinit module (middle)
- B inFinit module (end)
- C Indirect module

Design: OM + Bartenbach  
GmbH  
Module with linear extruded lenses (Lightstream)  
combined with a secondary reflector, integrated into  
an extruded aluminium profile.

LED CRI>90 / >50.000h, L80/B10 / 2-step MacAdam  
Power supply included.  
IP20 | 230Vac | 50/60Hz

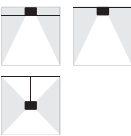


LED	4000K	Light Source	Luminaire
Power		27W	32,3W
Flux		3750lm	3000lm
Efficiency		142lm/W	93lm/W
LOR		-	80%
UGR		-	<16

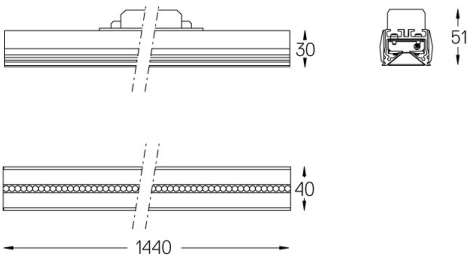


Beam angle  
Wide flood 76°

Application



Weight



Finishes

- .01 White / RAL 9010
- .02 Black / RAL 9005

For the specific supply of "DALI 2" drivers, please contact:  
support@om-light.com  
Choose the length and layout of the system exactly as you want it, to  
model the right lighting functions for different tasks. For further  
information please contact: support@om-light.com