

32W / 3600lm / 4000K / DALI / Wide flood  
76° / 1728mm

61234

Product timing available by request



#### Structure

- 1 Profile
- 2 End caps
- 3 Fitting accessories
- 4 Profile coupling

#### Modules

- A inFinit module (middle)
- B inFinit module (end)
- C Indirect module

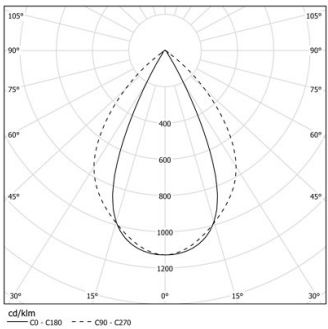
Design: OM + Bartenbach  
GmbH

Module with linear extruded lenses (Lightstream)  
combined with a secondary reflector, integrated into  
an extruded aluminium profile.

LED CRI>90 / >50.000h, L80/B10 / 2-step MacAdam  
Power supply included.  
IP20 | 230Vac | 50/60Hz

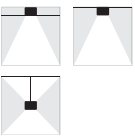


LED	4000K	Light Source	Luminaire
Power		32W	37,4W
Flux		4500lm	3600lm
Efficiency		142lm/W	96lm/W
LOR		-	80%
UGR		-	<16

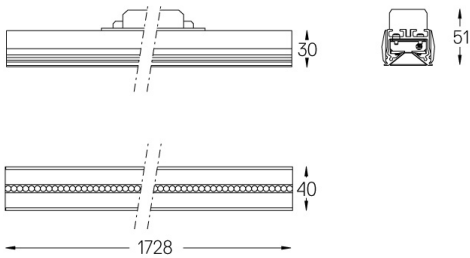


Beam angle  
Wide flood 76°

#### Application



Weight



#### Finishes

- .01 White / RAL 9010
- .02 Black / RAL 9005

For the specific supply of "DALI 2" drivers, please contact:  
support@om-light.com

Choose the length and layout of the system exactly as you want it, to  
model the right lighting functions for different tasks. For further  
information please contact: support@om-light.com