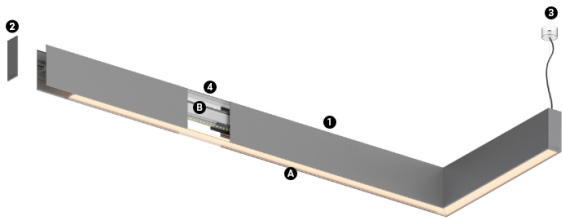


16+9W / 1420+740lm / 4000K / On/Off /  
Diffuse / batwing / 1119mm

62316

Design: O/M  
LED light source with good colour consistency and  
long operation lifespan.

LED CRI>80 / >50.000h, L80/B10 / 3-step MacAdam  
Power supply included.  
IP20 | 230Vac | 50/60Hz



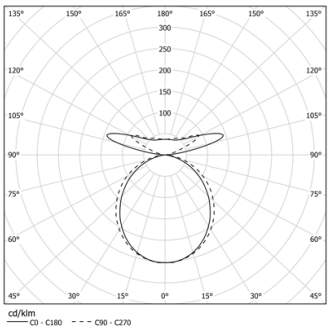
- Structure**

  - 1 Profile
  - 2 End caps
  - 3 Fitting accessories
  - 4 Profile coupling
- Diffuser**

  - A Polycarbonate frost diffuser
- Light Source**

  - B LED Modules

LED	4000K	Light Source	Luminaire
Power		16+9W	19,5+11,3W
Flux		3020+1180lm	1420+740lm
Efficiency		168lm/W	70lm/W
LOR		-	51%
UGR		-	<22

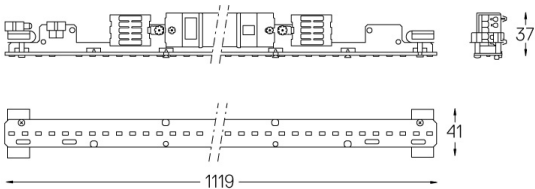


Beam angle  
Diffuse / batwing

Application



Weight  
0,5Kg



### Finishes

Choose the length and layout of the system exactly as you want it, to  
model the right lighting functions for different tasks. For further  
information please contact: [support@om-light.com](mailto:support@om-light.com)

### Data according to regulations

2019/2020/EU supplemented by 2021/341 | 2019/2015/EU  
supplemented by 2021/340/EU Energy Consumption Labelling  
Ordinance. This product contains light sources of efficiency class C  
and E

Model Identifier WU-M-594-840, 89603217