

Tubo 50

20W / 3500lm / 2700K / DALI / Diffuse /
1472mm

62570



Design: Eduardo Souto de Moura

Surface or pendant luminaire with tubular shock-resistant frosted polycarbonate body with 50mm diameter.

Clear polycarbonate end caps with marked installation angles. Supplied with 30mm plastic cable gland that

prevents condensation within luminaire.


Fitting accessories ordered separately.

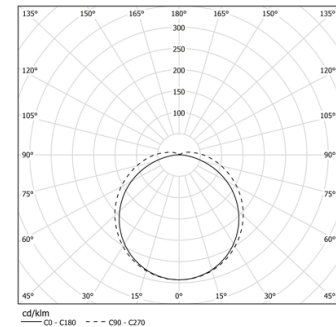
LED CRI>80 / >50.000h, L80/B10 / 3-step MacAdam

Power supply included.

IP67 | IK08 | 230Vac | 50/60Hz



| | | | |
|---|---------|--------------|-----------|
|  LED | 2700K | Light Source | Luminaire |
| Power | 20W | | 24,4W |
| Flux | 3500lm | | 3500lm |
| Efficiency | 175lm/W | | 144lm/W |
| LOR | - | | 100% |
| UGR | - | | <25 |

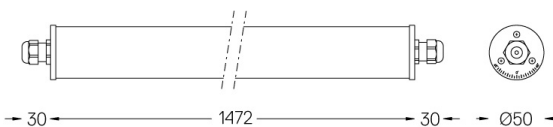


Beam angle
Diffuse

Application



Weight
1,6Kg



Finishes

☐ .25 Frost

Mandatory

43701 Surface fitting accessory

43705 Pendant fitting accessory

Optional

59057 Stainless steel fitting accessory

For the specific supply of "DALI 2" drivers, please contact:
support@om-light.com

Data according to regulations

2019/2020/EU supplemented by 2021/341 | 2019/2015/EU
supplemented by 2021/340/EU Energy Consumption Labelling
Ordinance. This product contains light sources of efficiency class C
Model Identifier 28004771, 28004760