

## Tubo 50

24W / 3150lm / 2700K / DALI / Diffuse /  
1752mm

63068



Design: Eduardo Souto de Moura

Surface or pendant luminaire with tubular shock-resistant frosted polycarbonate body with 50mm diameter.

Clear polycarbonate end caps with marked installation angles. Supplied with 30mm plastic cable gland that

prevents condensation within luminaire.


Fitting accessories ordered separately.

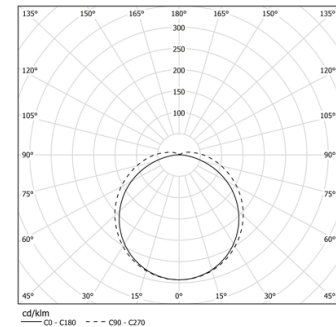
LED CRI>80 / >50.000h, L80/B10 / 3-step MacAdam

Power supply included.

IP67 | IK08 | 230Vac | 50/60Hz



 LED	2700K	Light Source	Luminaire
Power	24W		29,3W
Flux	4200lm		3150lm
Efficiency	175lm/W		108lm/W
LOR	-		75%
UGR	-		<25

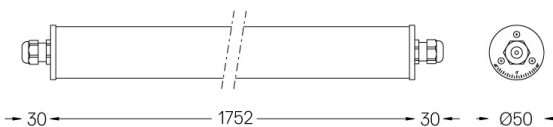


Beam angle  
Diffuse

## Application



Weight  
**1,6Kg**



## Finishes

☐ .25 Frost

## Mandatory

**43701** Surface fitting accessory

**43705 Pendant fitting accessory**

## Optional

**59057** Stainless steel fitting accessory

For the specific supply of "DALI 2" drivers, please contact:  
support@om-light.com

## Data according to regulations

2019/2020/EU supplemented by 2021/341 | 2019/2015/EU  
supplemented by 2021/340/EU Energy Consumption Labelling  
Ordinance. This product contains light sources of efficiency class C  
Model Identifier 28004771