

## Tubo Evo

39W / 4600lm / 4000K / On/Off / Super spot  
10° / 1037mm

63129



Design: O/M

Surface luminaire with tubular shock-resistant clear polycarbonate diffuser and anti-condensation system comprising a valve that prevents condensation within the luminaire without affecting its high level of protection.

End caps in clear polycarbonate with marked installation angles.

Optic system with acrylic lens.

Equipped with 1m cable (H05RN-F) and a metallic cable gland.


Fitting accessories and IP68 connector supplied separately.

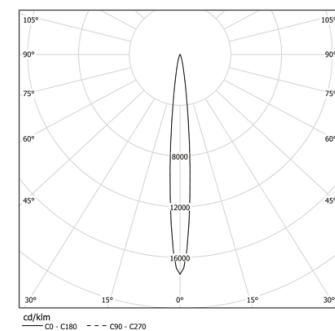
LED CRI>80 />50.000h, L80/B10 / 3-step MacAdam

Power supply included.

IP67 | IK08 | 230Vac | 50/60Hz



 LED	4000K	Light Source	Luminaire
Power	39W		45,9W
Flux	5490lm		4600lm
Efficiency	141lm/W		100lm/W
LOR	-		84%
UGR	-		<10

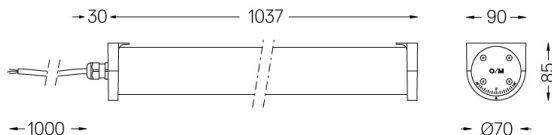


Beam angle  
**Super spot 10°**

## Application



Weight  
**0,9Kg**



## Finishes

☐ .20 Clear

Mandatory

**43707 Surface fitting accessory**

Optional

### 43430 IP68 Connector

4 poles