

Structure

- 1 Profile
- 2 End caps
- 3 Fitting accessories
- 4 Profile coupling

Modules

- A inFinit module (middle)
- B inFinit module (end)
- C Indirect module

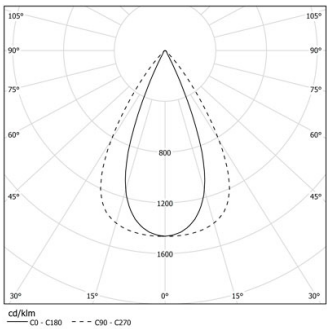
Design: OM + Bartenbach
GmbH

Module with linear extruded lenses (Lightstream)
combined with a secondary reflector, integrated into
an extruded aluminium profile.

LED CRI>90 / >50.000h, L80/B10 / 2-step MacAdam
Power supply included.
IP20 | 230Vac | 50/60Hz

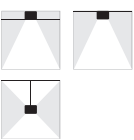


LED	4000K	Light Source	Luminaire
Power		33W	38,8W
Flux		4500lm	3600lm
Efficiency		136lm/W	93lm/W
LOR		-	80%
UGR		-	<13

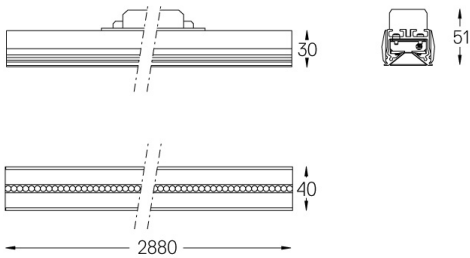


Beam angle
Flood 64°

Application



Weight



Finishes

- .01 White / RAL 9010
- .02 Black / RAL 9005

For the specific supply of "DALI 2" drivers, please contact:
support@om-light.com
Choose the length and layout of the system exactly as you want it, to
model the right lighting functions for different tasks. For further
information please contact: support@om-light.com