

46W / 5200lm / 4000K / DALI / Flood 64° / 2880mm

63177

Product timing available by request



Structure

- 1 Profile
- 2 End caps
- 3 Fitting accessories
- 4 Profile coupling

Modules

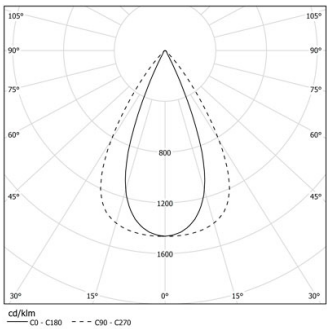
- A inFinit module (middle)
- B inFinit module (end)
- C Indirect module

Design: OM + Bartenbach GmbH  
Module with linear extruded lenses (Lightstream) combined with a secondary reflector, integrated into an extruded aluminium profile.

LED CRI>90 / >50.000h, L80/B10 / 2-step MacAdam  
Power supply included.  
IP20 | 230Vac | 50/60Hz

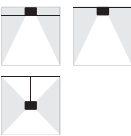


LED	4000K	Light Source	Luminaire
Power		46W	54,1W
Flux		6500lm	5200lm
Efficiency		141lm/W	96lm/W
LOR		-	80%
UGR		-	<16

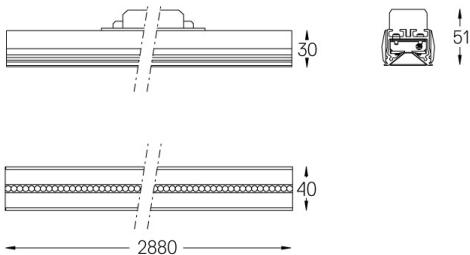


Beam angle  
Flood 64°

Application



Weight



Finishes

- .01 White / RAL 9010
- .02 Black / RAL 9005

For the specific supply of "DALI 2" drivers, please contact:  
support@om-light.com  
Choose the length and layout of the system exactly as you want it, to model the right lighting functions for different tasks. For further information please contact: support@om-light.com