


44,8+56W* / 4800+3520lm* / 2200K-5000K
/ DALI / Wide flood 76° / batwing / 2344mm

63769

Minimum quantity requested for purchase orders
(>200m)

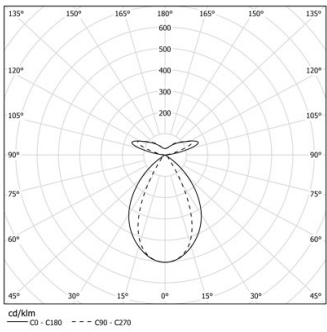


Design: OM + Bartenbach GmbH
Pendant direct and indirect luminaire with housing made of aluminium in matte finish.
Aluminium anodised end caps with matt finish.
Linear extruded lenses (Lightstream) combined with a secondary reflector, integrated into an extruded aluminium profile.
Indirect light: Linear lenses for batwing effect protected by a transparent polycarbonate diffuser.
Fitting accessories ordered separately.

LED CRI>80 / >50.000h, L80/B10 / 2-step MacAdam
Power supply included.
IP20 | 230Vac | 50/60Hz



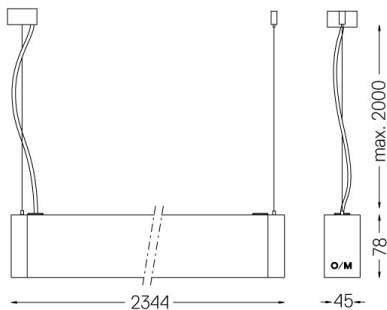
LED	2200K-5000K	Light Source	Luminaire
Power		44,8+56W*	52,8+64W*
Flux		6000+4400lm*	4800+3520lm*
Efficiency		103lm/W	70lm/W
LOR		-	80%
UGR		-	<19



Beam angle
Wide flood 76° /
batwing



Weight
3,8Kg



Finishes
○ .04 Matt White
● .05 Matt Black

Mandatory
59054 Pendant direct/indirect fitting accessory
56051 Clear Base DALI
ø60x35mm