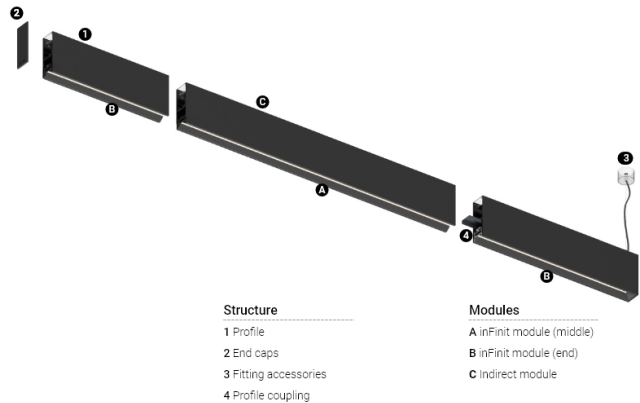


Product timing available by request



Structure  
1 Profile  
2 End caps  
3 Fitting accessories  
4 Profile coupling

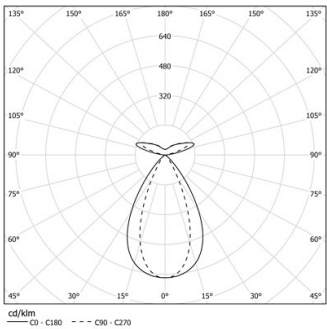
Modules  
A inFinit module (middle)  
B inFinit module (end)  
C Indirect module

Design: OM + Bartenbach GmbH  
Pendant direct and indirect module with housing made of aluminium with electrostatic 100% polyester paint.  
Direct light: Linear extruded lenses (Lightstream) combined with a secondary reflector, integrated into an extruded aluminium profile.  
Indirect light: Linear lenses for batwing effect protected by a transparent polycarbonate diffuser.

LED CRI>90 / >50.000h, L80/B10 / 2-step MacAdam  
Power supply included.  
IP20 | 230Vac | 50/60Hz



LED	3000K	Light Source	Luminaire
Power		27+56W	32,9+65,9W
Flux		3360+3200lm	2720+2560lm
Efficiency		79lm/W	53lm/W
LOR		-	80%
UGR		-	<16

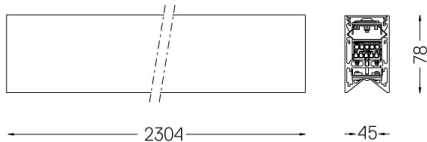


Beam angle  
Flood 64° /  
batwing



Application

Weight



Finishes

- .04 Matt White
- .05 Matt Black

For the specific supply of "DALI 2" drivers, please contact:  
support@om-light.com  
Choose the length and layout of the system exactly as you want it, to model the right lighting functions for different tasks. For further information please contact: support@om-light.com