

**inVision45
Recessed**

**14W / 880lm / 2700K / DALI / Medium 31° /
615mm**

63856



Design: O/M + Bartenbach GmbH

Recessed luminaire with housing made of aluminium with electrostatic 100% polyester paint with textured finish.

Aluminium anodised end caps with electrostatic
100% polyester paint with textured-finish.


Housing and perforated cover plate made of aluminium with textured-paint finish. With the latest Bartenbach GmbH technology, inVision45 is a discreet solution, that can use great light distribution and visual comfort from a nearly invisible source. Fitting accessories ordered separately.

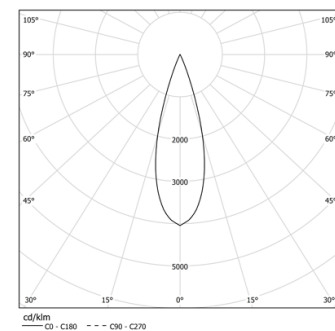
LED CRI>90 / >50.000h, L80/B10 / 2-step MacAdam

Power supply included.

IP20 | 230Vac | 50/60Hz



 LED	2700K	Light Source	Luminaire
Power		14W	17,1W
Flux		1200lm	880lm
Efficiency		86lm/W	52lm/W
LOR		-	73%
UGR		-	<10



Beam angle
Medium 31°

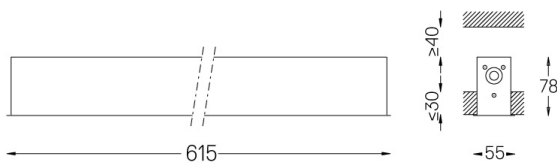
Application



Weight
1,3Kg



47x605



Finishes

- ☐ .01 White / RAL 9010
☒ .02 Black / RAL 9005

Mandatory

51027 Recessed fitting accessory

For the specific supply of "DALI 2" drivers, please contact:
support@om-light.com

O/M recommends that any false ceilings intended for recessed products should be installed only after the products to be used have been chosen. The same applies when preparing openings for this type of product. O/M recommends reinforcing false ceilings close to any such openings, in accordance with the characteristics of the product to be recessed. The cutout dimensions are for plasterboard ceilings. For other type of material please contact: support@om-light.com