


39W / 2730lm / 2700K / On/Off / Flood 52° /  
900mm

64023

Design: O/M + Bartenbach GmbH  
inVision module with housing and perforated cover  
plate made of aluminium with textured-paint finish.

LED CRI>90 / >50.000h, L80/B10 / 2-step MacAdam  
Power supply included.  
IP20 | 230Vac | 50/60Hz



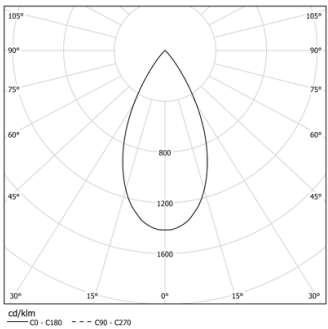
#### Structure

- 1 Profile
- 2 End caps
- 3 Fitting accessories
- 4 Profile coupling

#### Modules

- A inVision Module

LED	2700K	Light Source	Luminaire
Power		39W	45,9W
Flux		3600lm	2730lm
Efficiency		92lm/W	60lm/W
LOR		-	76%
UGR		-	<16

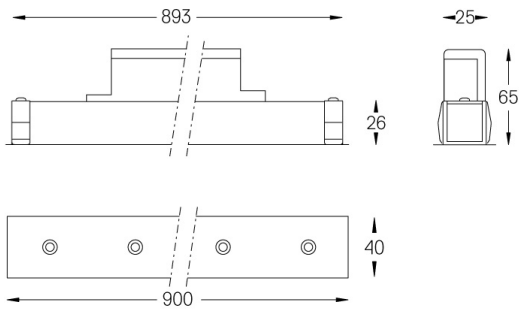


Beam angle  
Flood 52°

#### Application



Weight  
0,55Kg



#### Finishes

- .01 White / RAL 9010
- .02 Black / RAL 9005

Choose the length and layout of the system exactly as you want it, to  
model the right lighting functions for different tasks. For further  
information please contact: [support@om-light.com](mailto:support@om-light.com)