


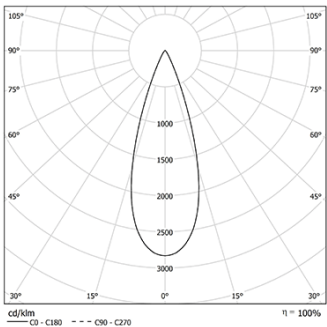


Design: O/M  
Ceiling-recessed luminaire made of aluminium die-cast.  
Recessing system with spring clips.  
Recessing accessory for flush version supplied separately.

LED CRI>90 / >50.000h, L80/B10  
3-step MacAdam / Power supply not included  
IP44 | 200mA / 100mA




|  |                     |                  |
|--|---------------------|------------------|
|  <b>3500K</b> | <b>Light Source</b> | <b>Luminaire</b> |
| <b>Power</b>   | 6,7W / 3,4W         | 6,7W / 3,4W      |
| <b>Flux</b>  | 1055lm / 530lm      | 855lm / 425lm    |
| <b>Efficiency</b>  | 157lm/W             | 128lm/W          |
| <b>LOR</b>   | -                   | 81%              |
| <b>UGR</b>   | -                   | <16              |



**Beam angle**  
Medium 34°

**Application**



**Weight**  
0.21Kg



Ø65



#### Finishes

- .04 Matt White
- .05 Matt Black

#### Mandatory

**59101** Driver On/Off [200mA]

147x43x30mm

**59100** Driver On/Off [100mA]

110x40x21mm

**59103** Driver DALI [200mA]

144x30x21mm

**59102** Driver DALI [100mA]

144x30x21mm

**59105** Driver PhaseCut [180mA]

102x49x29mm

**59104** Driver PhaseCut [100mA]

122x41x23mm

**59107** Driver 1-10V [200mA]

130x30x20mm

**59106** Driver 1-10V [120mA]

130x30x20mm

#### Optional

**59069** Flush accessory (12.5mm ceilings)

176x17mm

**59070** Flush accessory (15mm ceilings)

176x19,5mm

**59071** Flush accessory (25mm ceilings)

176x29,5mm

**59151** Louvre

ø35x4mm

**59152** Elliptical diffuser

ø35x4mm

The cutout dimensions are for plasterboard ceilings. For other type of material please contact: [support@om-light.com](mailto:support@om-light.com)

The 5-year guarantee applies only when the luminaire and driver are supplied together.

#### Data according to regulations

2019/2020/EU supplemented by 2021/341 | 2019/2015/EU supplemented by 2021/340/EU Energy Consumption Labelling Ordinance. This product contains a light source of efficiency class E  
Model Identifier BXRE-35G10FB-C-83