


inVision45
Made-to-measure

26W / 1160lm / 4000K / On/Off / Spot 17° /
600mm

65667



Structure

- 1 Profile
- 2 End caps
- 3 Fitting accessories
- 4 Profile coupling

Modules

- A inVision Module

Design: O/M + Bartenbach GmbH


inVision module with housing and perforated cover plate made of aluminium with textured-paint finish.

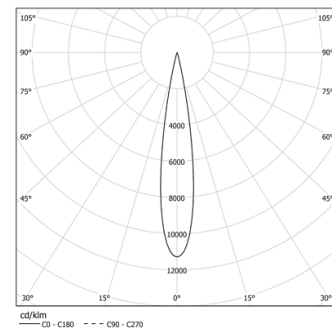
LED CRI>90 / >50.000h, L80/B10 / 2-step MacAdam

Power supply included.

IP20 | 230Vac | 50/60Hz



 LED	4000K	Light Source	Luminaire
Power	26W	30,7W	
Flux	2640lm	1160lm	
Efficiency	105lm/W	38lm/W	
LOR	-	44%	
UGR	-	<10	

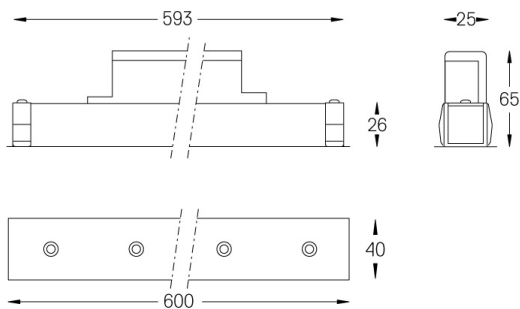


Beam angle
Spot 17°

Application



Weight
0,5Kg



Finishes

Choose the length and layout of the system exactly as you want it, to model the right lighting functions for different tasks. For further information please contact: support@om-light.com