


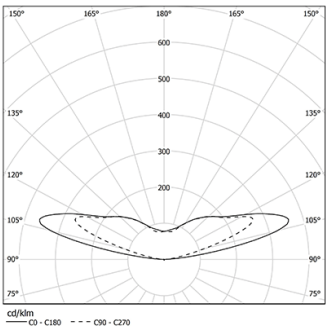
Design: O/M

Indirect module with linear lenses for batwing effect, protected by a clear polycarbonate diffuser.

LED CRI>90 / >50.000h, L80/B10
2-step MacAdam / power supply included.
IP20 | 48Vdc



 4000K	Light Source	Luminaire
Power	11W	12W
Flux	855lm	480lm
Efficiency	78lm/W	40lm/W
LOR	-	56%
UGR	-	-



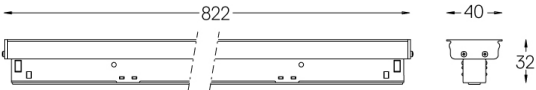
Beam angle

Batwing

Application

Weight

-



Finishes

● .02 Black / RAL 9005