

## U45 Surface/Pendant

28W / 2150lm / 2700K / On/Off / Diffuse /  
1149mm

61100



Design: Eduardo Souto de Moura  
Surface or pendant luminaire with housing made of aluminium profile with 25micron maximum corrosion resistance anodization with matt finish or with textured electrostatic 100% polyester paint. Frosted polycarbonate diffuser with user friendly clipping system and double fitting system: flushed or recessed.

Aluminium anodised end caps with matt finish or electrostatic 100% polyester paint with textured-finish.

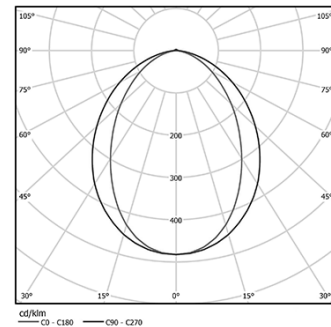
Fitting accessories ordered separately.

LED CRI>80 / >50.000h, L80/B10 / 3-step MacAdam  
Power supply included.  
IP40 | 230Vac | 50/60Hz



LED	2700K	Light Source	Luminaire
Power		28W	33W
Flux		4700lm	2150lm
Efficiency		168lm/W	65lm/W
LOR		-	46%
UGR		-	<25

mm



Beam angle  
Diffuse

Application



Weight  
1,8Kg

Finishes

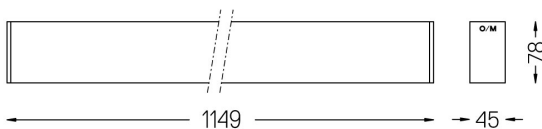
- .01 White / RAL 9010
- .02 Black / RAL 9005
- .03 Grey / RAL 9006

Mandatory

54036 Pendant direct fitting accessory

54034 Clear Base

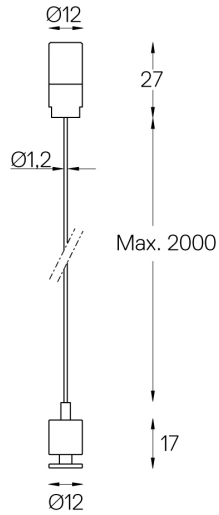
ø60x35mm



Fitting accessory

54036

1 mm



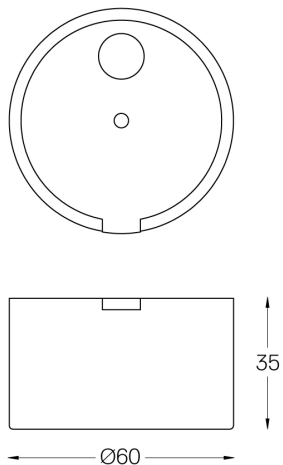
One 2m steel cable (1,2m)  
Max interval 3m

Finishes  
.99

Fitting accessory

54034

1mm



On/Off (3x0,75mm<sup>2</sup>). Includes:  
One clear polycarbonate power supply base (IP20).  
One clear power cable (2m).  
One clear power supply base must be applied every 30m (ø60x35mm)

Finishes

● .20 Clear