

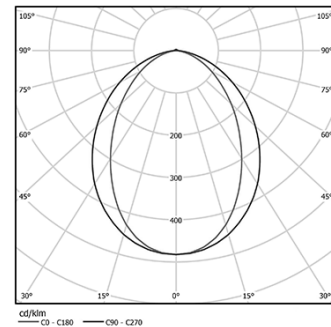


Design: Eduardo Souto de Moura
Surface or pendant luminaire with housing made of aluminium profile with 25micron maximum corrosion resistance anodization with matt finish or with textured electrostatic 100% polyester paint. Frosted polycarbonate diffuser with user friendly clipping system and double fitting system: flushed or recessed.
Aluminium anodised end caps with matt finish or electrostatic 100% polyester paint with textured-finish.
Fitting accessories ordered separately.

LED CRI>80 / >50.000h, L80/B10 / 3-step MacAdam
Power supply included.
IP40 | 230Vac | 50/60Hz



LED	3000K	Light Source	Luminaire
Power		20W	24W
Flux		3450lm	1600lm
Efficiency		173lm/W	67lm/W
LOR		-	46%
UGR		-	<25



Beam angle
Diffuse

Application



Weight
2,3Kg

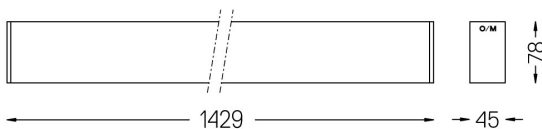
Finishes

- .01 White / RAL 9010
- .02 Black / RAL 9005
- .03 Grey / RAL 9006

Mandatory

54036 Pendant direct fitting accessory
56051 Clear Base DALI
ø60x35mm

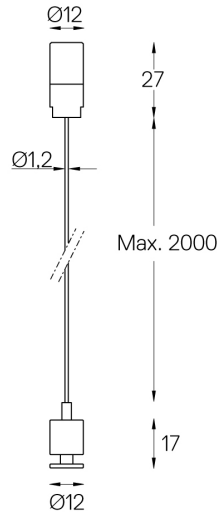
For the specific supply of "DALI 2"
drivers, please contact:
support@om-light.com



Fitting accessory

54036

1 mm



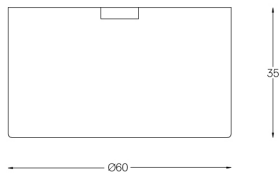
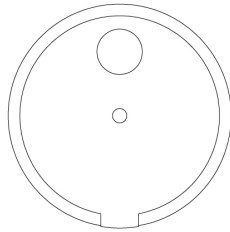
One 2m steel cable (1,2m)
Max interval 3m

Finishes
.99

Fitting accessory

56051

1mm



DALI (5x0,75mm²). Includes:
One clear polycarbonate power supply base (IP20).
One clear power cable (2m).
One clear power supply base must be applied every 30m (ø60x35mm)

Finishes

● .20 Clear