

63W / 3300lm / 3000K / On/Off / Diffuse /
1560mm

62339



Design: Eduardo Souto de Moura
Pendant luminaire with housing made of aluminium profile with 25micron maximum corrosion resistance anodization with textured electrostatic 100% polyester paint.
Frosted acrylic diffuser with user friendly clipping system.
Steel end caps with textured electrostatic 100% polyester paint.
Frosted acrylic diffuser for direct light and indirect light.
Fitting accessories ordered Separately.

LED CRI>80 / >50.000h, L80/B10 / 3-step MacAdam
Power supply included.
IP20 | 230Vac | 50/60Hz



| LED | 3000K | Light Source | Luminaire |
|------------|-------|--------------|-----------|
| Power | | 63W | 90W |
| Flux | | 8200lm | 3300lm |
| Efficiency | | 130lm/W | 37lm/W |
| LOR | | - | 40% |
| UGR | | - | <25 |



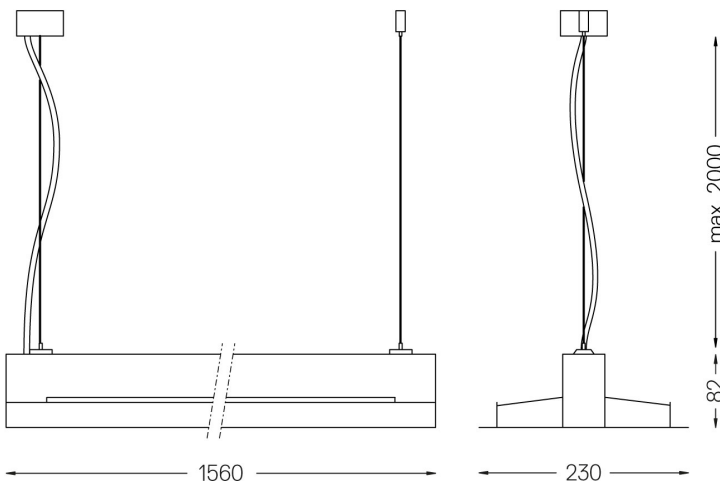
Beam angle
Diffuse

Application



Weight
7Kg

mm



Finishes

- .01 White / RAL 9010
- .02 Black / RAL 9005
- .03 Grey / RAL 9006

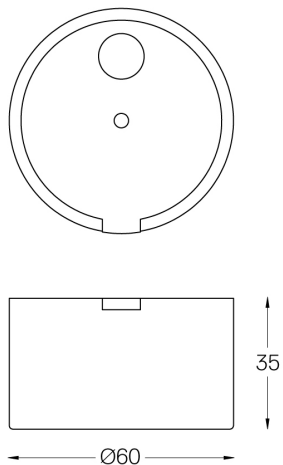
Mandatory

- 54034 Clear base
- Ø60x35mm
- 54080 Aluminium base
- Ø60x37mm

Fitting accessory

54034

1mm



On/Off (3x0,75mm²). Includes:
One clear polycarbonate power supply base (IP20).
One clear power cable (2m).
One clear power supply base must be applied every 30m (ø60x35mm)

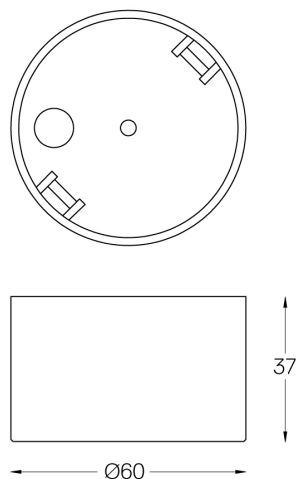
Finishes

● .20 Clear

Fitting accessory

54080

1mm



On/Off (3x0,75mm²). Includes:
One aluminium power supply base (IP20).
One clear power cable (2m).
One aluminium power supply base must be applied every 30m (ø60x37mm)

Finishes

- .01 White / RAL 9010
- .02 Black / RAL 9005
- .10 Anodised aluminium