

63W / 3300lm / 4000K / On/Off / Diffuse /  
1560mm

62347

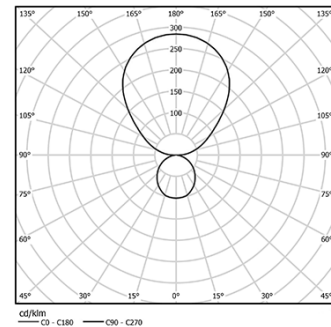


Design: Eduardo Souto de Moura  
Pendant luminaire with housing made of aluminium profile with 25micron maximum corrosion resistance anodization with textured electrostatic 100% polyester paint.  
Frosted acrylic diffuser with user friendly clipping system.  
Steel end caps with textured electrostatic 100% polyester paint.  
Frosted acrylic diffuser for direct light and indirect light.  
Fitting accessories ordered Separately.

LED CRI>80 / >50.000h, L80/B10 / 3-step MacAdam  
Power supply included.  
IP20 | 230Vac | 50/60Hz



LED	4000K	Light Source	Luminaire
Power		63W	90W
Flux		8200lm	3300lm
Efficiency		130lm/W	37lm/W
LOR		-	40%
UGR		-	<25



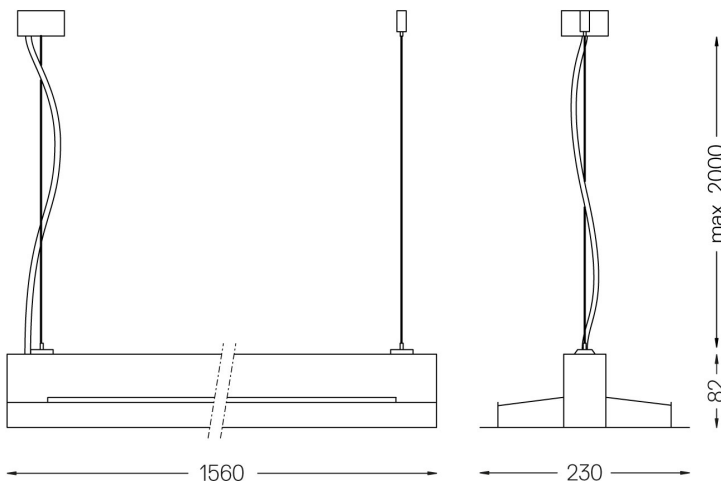
Beam angle  
Diffuse

Application



Weight  
7Kg

mm



Finishes

- .01 White / RAL 9010
- .02 Black / RAL 9005
- .03 Grey / RAL 9006

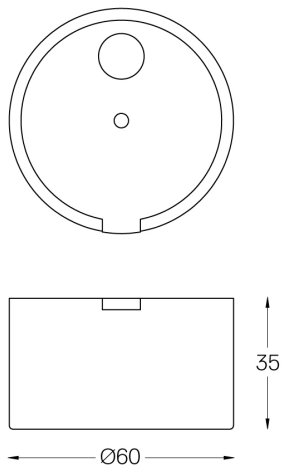
Mandatory

- 54034 Clear base  
Ø60x35mm
- 54080 Aluminium base  
Ø60x37mm

Fitting accessory

54034

1mm



On/Off (3x0,75mm<sup>2</sup>). Includes:  
One clear polycarbonate power supply base (IP20).  
One clear power cable (2m).  
One clear power supply base must be applied every 30m (ø60x35mm)

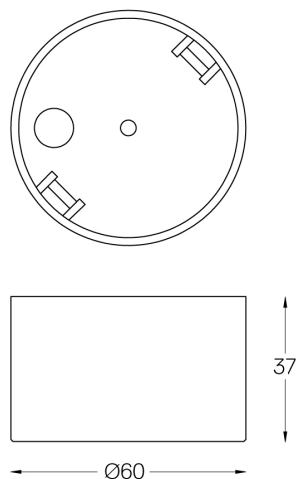
Finishes

● .20 Clear

Fitting accessory

54080

1mm



On/Off (3x0,75mm<sup>2</sup>). Includes:  
One aluminium power supply base (IP20).  
One clear power cable (2m).  
One aluminium power supply base must be applied every 30m (ø60x37mm)

#### Finishes

- .01 White / RAL 9010
- .02 Black / RAL 9005
- .10 Anodised aluminium