

Beam
Adjustable

10W / 870lm / 2700K / On/Off / Flood 46° /
ø100mm


63212

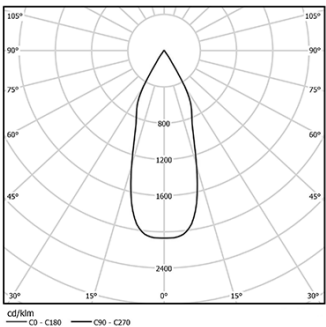


Design: O/M
Ceiling-recessed luminaire made of aluminium die-cast.
Adjustable version (orientable by 30° on the horizontal axis and 355° on the vertical axis).
Recessing accessory for flush version supplied separately.

LED CRI>90 / >50.000h, L80/B10
3-step MacAdam / Power supply included.
IP20 | 230Vac | 50/60Hz



 2700K	Light Source	Luminaire
Power	10W	12,5W
Flux	1100lm	870lm
Efficiency	110lm/W	70lm/W
LOR	-	79%
UGR	-	<22



Beam angle
Flood 46°

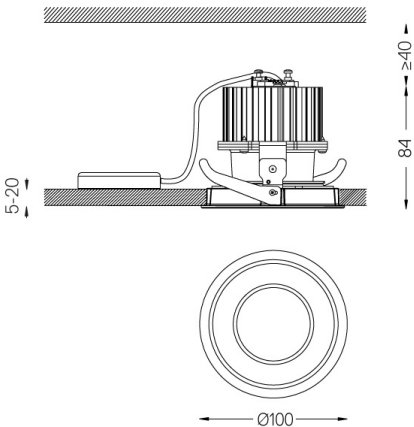
Application



Weight
0,5Kg



Ø95 (trim version)



Finishes

- .04 Matt White
- .05 Matt Black

Optional

- 59066** Flush accessory (12.5mm ceilings)
201x17mm
- 59067** Flush accessory (15mm ceilings)
201x19,5mm
- 59068** Flush accessory (25mm ceilings)
201x29,5mm

The cutout dimensions are for plasterboard ceilings. For other type of material please contact: support@om-light.com

Data according to regulations
2019/2020/EU supplemented by 2021/341 |2019/2015/EU
supplemented by 2021/340/EU Energy Consumption Labelling
Ordinance. This product contains a light source of efficiency class F
Model Identifier BXR-27G2000-C-73