



Design: O/M + Bartenbach GmbH


Surface or pendant luminaire with housing made of aluminium with electrostatic 100% polyester paint with textured finish.

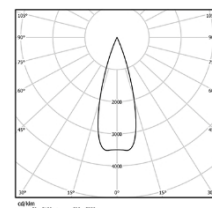
Aluminium anodised end caps with electrostatic 100% polyester paint with textured-finish.

Housing and perforated cover plate made of aluminium with textured-paint finish. With the latest Bartenbach GmbH technology, inVision45 is a discreet solution, that can use great light distribution and visual comfort from a nearly invisible source. Fitting accessories for pendant version ordered separately.

LED CRI>80 / >50.000h, L80/B10 / 3-step MacAdam  
Power supply included.  
DALI DT8.  
IP20 | 230Vac | 50/60Hz

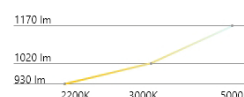


 LED	2200K-5000K	Light Source	Luminaire
Power		23W*	28W*
Flux		1880lm*	1360lm*
Efficiency		82lm/W	48lm/W
LOR		-	72%
UGR		-	<10



Beam angle  
Medium 31°

Application



Weight  
1,3Kg



Finishes

- .01 White / RAL 9010
- .02 Black / RAL 9005

Mandatory

54036 Pendant direct fitting accessory

56051 Clear Base DALI

ø60x35mm