


26W / 1820lm / 2700K / On/Off / Flood 52° /
600mm

60937



Structure

- 1 Profile
- 2 End caps
- 3 Fitting accessories
- 4 Profile coupling

Modules

- A inVision Module

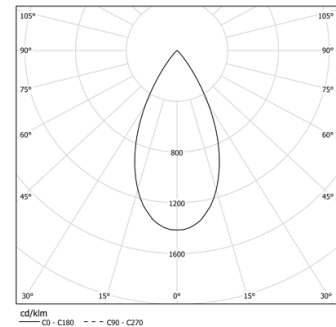
Design: O/M + Bartenbach GmbH

Módulo inVision em alumínio com face metálica perfurada e acabamento com pintura texturada.

LED CRI>90 / >50.000h, L80/B10 / 2-step MacAdam
Fonte de alimentação incluída.
IP20 | 230Vac | 50/60Hz



LED	2700K	Fonte de Luz	Luminária
Potência	26W		31,7W
Fluxo	2400lm		1820lm
Eficiência	92lm/W		57lm/W
LOR	-		76%
UGR	-		<16

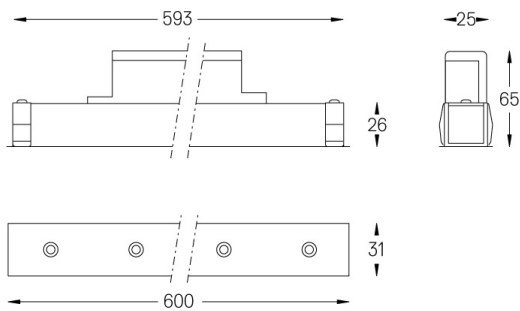


Ângulo de abertura
Flood 52°

Aplicação



Peso
0,5Kg



Acabamentos

- .01 Branco / RAL 9010
- .02 Preto / RAL 9005

Choose the length and layout of the system exactly as you want it, to model the right lighting functions for different tasks. For further information please contact: support@om-light.com