


14W / 940lm / 3000K / On/Off / Medium 31°
/ 600mm

60950

Design: O/M + Bartenbach GmbH
Módulo inVision em alumínio com face metálica
perfurada e acabamento com pintura texturada.

LED CRI>90 / >50.000h, L80/B10 / 2-step MacAdam
Fonte de alimentação incluída.
IP20 | 230Vac | 50/60Hz



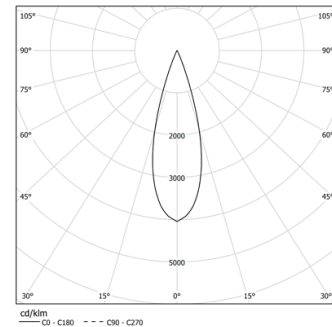
Structure

- 1 Profile
- 2 End caps
- 3 Fitting accessories
- 4 Profile coupling

Modules

- A inVision Module

LED	3000K	Fonte de Luz	Luminária
Potência	14W		17,1W
Fluxo	1290lm		940lm
Eficiência	92lm/W		55lm/W
LOR	-		73%
UGR	-		<10

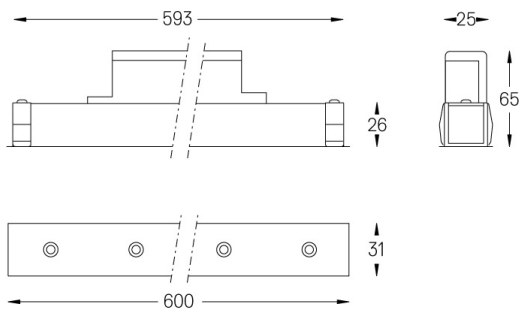


Ângulo de abertura
Medium 31°

Aplicação



Peso
0,5Kg



Acabamentos

- .01 Branco / RAL 9010
- .02 Preto / RAL 9005

Choose the length and layout of the system exactly as you want it, to
model the right lighting functions for different tasks. For further
information please contact: support@om-light.com