


27W / 2600lm / 4000K / On/Off / Flood 52°
/ 1200mm

60972

Design: O/M + Bartenbach GmbH
Módulo inVision em alumínio com face metálica
perfurada e acabamento com pintura texturada.

LED CRI>80 / >50.000h, L80/B10 / 2-step MacAdam
Fonte de alimentação incluída.
IP20 | 230Vac | 50/60Hz

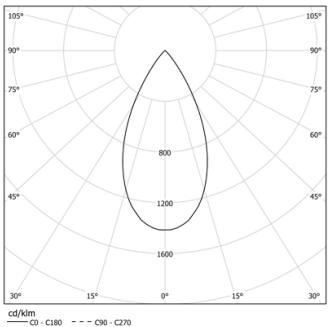


- Structure**

 - 1 Profile
 - 2 End caps
 - 3 Fitting accessories
 - 4 Profile coupling
- Modules**

 - A inVision Module

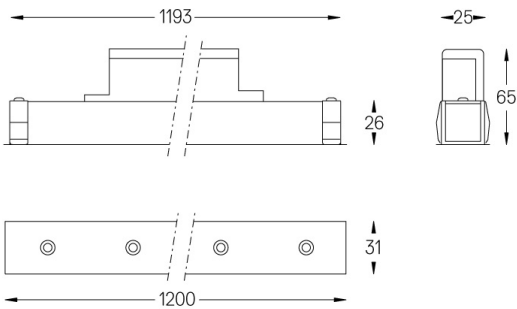
LED	4000K	Fonte de Luz	Luminária
Potência	27W		32,9W
Fluxo	3440lm		2600lm
Eficiência	127lm/W		79lm/W
LOR	-		76%
UGR	-		<10



Ângulo de abertura
Flood 52°



Peso
0,8Kg



- Acabamentos**
- .01 Branco / RAL 9010
 - .02 Preto / RAL 9005

Choose the length and layout of the system exactly as you want it, to
model the right lighting functions for different tasks. For further
information please contact: support@om-light.com