

23W* / 1420lm* / 2200K-5000K / DALI /
Flood 52° / 600mm

60983



Structure

- 1 Profile
- 2 End caps
- 3 Fitting accessories
- 4 Profile coupling

Modules

- A inVision Module

Design: O/M + Bartenbach GmbH

Módulo inVision em alumínio com face metálica
perfurada e acabamento com pintura texturada.


LED CRI>80 / >50.000h, L80/B10 / 3-step MacAdam

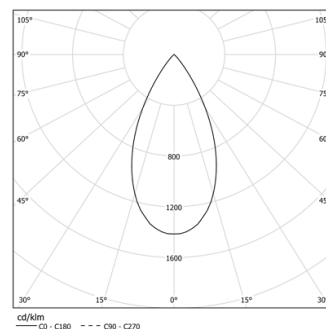
Fonte de alimentação incluída.

DALI DT8.

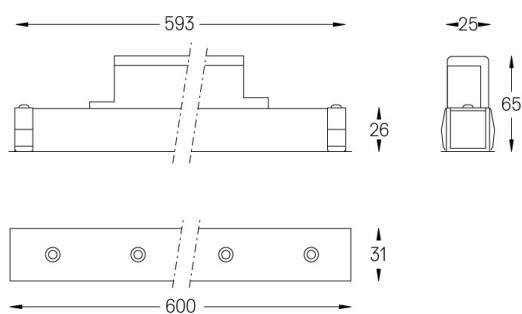
IP20 | 230Vac | 50/60Hz



 LED	2200K-5000K	Fonte de Luz	Luminária
Potência		23W*	28W*
Fluxo		1880lm*	1420lm*
Eficiência		82lm/W	51lm/W
LOR		-	76%
UGR		-	<16

Ângulo de abertura
Flood 52°

Aplicação

Peso
0,6Kg

Acabamentos

○ .01 Branco / RAL 9010

● .02 Preto / RAL 9005

Choose the length and layout of the system exactly as you want it, to
model the right lighting functions for different tasks. For further
information please contact: support@om-light.com