


**inVision45**  
**Made-to-measure**

27W / 1960lm / 3000K / DALI / Flood 52° /  
1200mm

61287



## Structure

- 1 Profile
- 2 End caps
- 3 Fitting accessories
- 4 Profile coupling

## Modules

- A inVision Module

Design: O/M + Bartenbach GmbH

Módulo inVision em alumínio com face metálica  
perfurada e acabamento com pintura texturada.

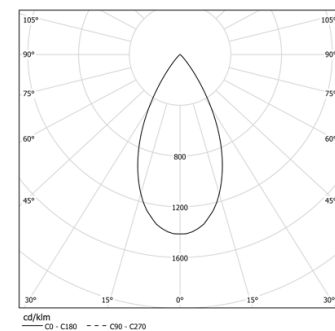
LED CRI>90 / >50.000h, L80/B10 / 2-step MacAdam

Fonte de alimentação incluída.

IP20 | 230Vac | 50/60Hz



 LED	3000K	Fonte de Luz	Luminária
Potência	27W		32,9W
Fluxo	2580lm		1960lm
Eficiência	96lm/W		60lm/W
LOR	-		76%
UGR	-		<10

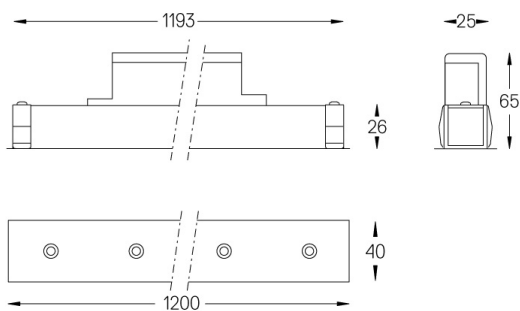


Ângulo de abertura  
**Flood 52°**

## Aplicação



Peso  
0,8Kg



## Acabamentos

- ☐ .01 Branco / RAL 9010
- ☒ .02 Preto / RAL 9005

Para fornecimento específico de drivers "DALI 2" por favor contactar:  
support@om-light.com

Choose the length and layout of the system exactly as you want it, to model the right lighting functions for different tasks. For further information please contact: [support@om-light.com](mailto:support@om-light.com)