

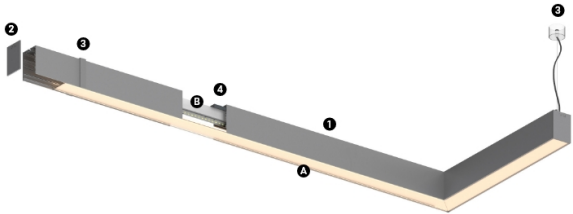
16W / 1450lm / 4000K / On/Off / Diffuse /
1119mm

61968

Design: O/M

Fonte de luz LED com boa consistência cromática e longa vida útil.

LED CRI>80 / >50.000h, L80/B10 / 3-step MacAdam
Fonte de alimentação incluída.
IP20 | 230Vac | 50/60Hz



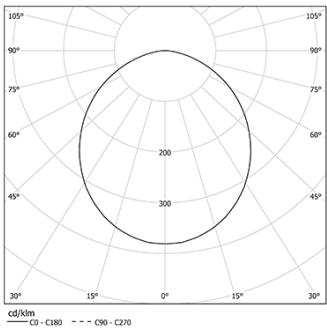
- Structure**

 - 1 Profile
 - 2 End caps
 - 3 Fitting accessories
 - 4 Profile coupling
- Diffuser**

 - A Polycarbonate frost diffuser
- Light Source**

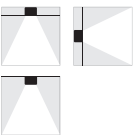
 - B LED Modules

LED	4000K	Fonte de Luz	Luminária
Potência		16W	19,5W
Fluxo		3020lm	1450lm
Eficiência		189lm/W	74lm/W
LOR		-	48%
UGR		-	<25



Ângulo de abertura
Diffuse

Aplicação



Peso
0,57Kg



Acabamentos

Choose the length and layout of the system exactly as you want it, to model the right lighting functions for different tasks. For further information please contact: support@om-light.com

