


39W / 2610lm / 2700K / DALI / Medium 31° /
900mm

64001



Structure

- 1 Profile
- 2 End caps
- 3 Fitting accessories
- 4 Profile coupling

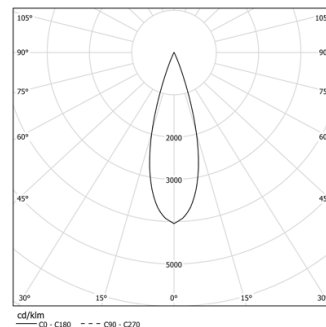
Modules

- A inVision Module

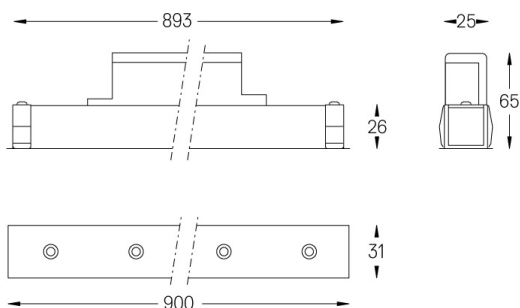
Design: O/M + Bartenbach GmbH

Módulo inVision em alumínio com face metálica
perfurada e acabamento com pintura texturada.LED CRI>90 / >50.000h, L80/B10 / 2-step MacAdam
Fonte de alimentação incluída.
IP20 | 230Vac | 50/60Hz

LED	2700K	Fonte de Luz	Luminária
Potência	39W		45,9W
Fluxo	3600lm		2610lm
Eficiência	92lm/W		57lm/W
LOR	-		73%
UGR	-		<13

Ângulo de abertura
Medium 31°

Aplicação

Peso
0,6Kg

Acabamentos

- .01 Branco / RAL 9010
- .02 Preto / RAL 9005

Para fornecimento específico de drivers "DALI 2" por favor contactar:
support@om-light.comChoose the length and layout of the system exactly as you want it, to
model the right lighting functions for different tasks. For further
information please contact: support@om-light.com