


39W / 2730lm / 2700K / DALI / Flood 52° /  
900mm

64027



#### Structure

- 1 Profile
- 2 End caps
- 3 Fitting accessories
- 4 Profile coupling

#### Modules

A inVision Module

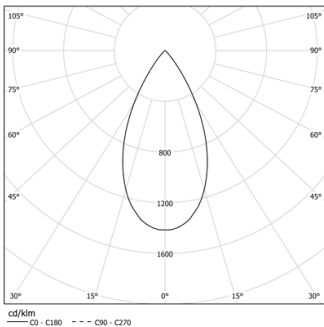
Design: O/M + Bartenbach GmbH

Módulo inVision em alumínio com face metálica perfurada e acabamento com pintura texturada.

LED CRI>90 / >50.000h, L80/B10 / 2-step MacAdam  
Fonte de alimentação incluída.  
IP20 | 230Vac | 50/60Hz

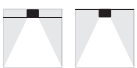


LED	2700K	Fonte de Luz	Luminária
Potência	39W		45,9W
Fluxo	3600lm		2730lm
Eficiência	92lm/W		59lm/W
LOR	-		76%
UGR	-		<16

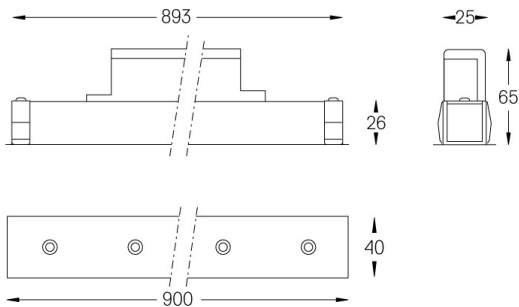


Ângulo de abertura  
Flood 52°

#### Aplicação



Peso  
0,6Kg



#### Acabamentos

- .01 Branco / RAL 9010
- .02 Preto / RAL 9005

Para fornecimento específico de drivers "DALI 2" por favor contactar:  
support@om-light.com

Choose the length and layout of the system exactly as you want it, to  
model the right lighting functions for different tasks. For further  
information please contact: support@om-light.com