


26W / 1040lm / 3000K / On/Off / Spot 17° / 600mm

65427



Structure

- 1 Profile
- 2 End caps
- 3 Fitting accessories
- 4 Profile coupling

Modules

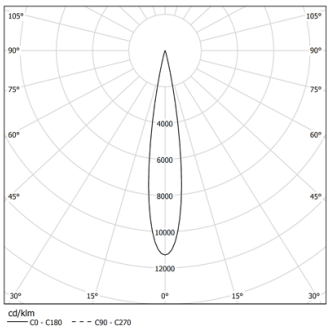
A inVision Module

Design: O/M + Bartenbach GmbH
Módulo inVision em alumínio com face metálica perfurada e acabamento com pintura texturada.

LED CRI>90 / >50.000h, L80/B10 / 2-step MacAdam
Fonte de alimentação incluída.
IP20 | 230Vac | 50/60Hz



LED	3000K	Fonte de Luz	Luminária
Potência	26W		30,7W
Fluxo	2370lm		1040lm
Eficiência	94lm/W		34lm/W
LOR	-		44%
UGR	-		<10

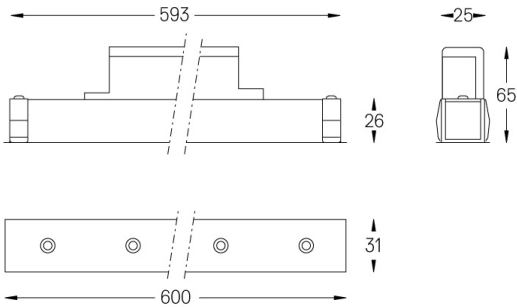


Ângulo de abertura
Spot 17°

Aplicação



Peso
0,5Kg



Acabamentos

- .01 Branco / RAL 9010
- .02 Preto / RAL 9005

Choose the length and layout of the system exactly as you want it, to model the right lighting functions for different tasks. For further information please contact: support@om-light.com