


13W / 325lm / 4000K / On/Off / Spot 17° /
600mm

65450



Structure

- 1 Profile
- 2 End caps
- 3 Fitting accessories
- 4 Profile coupling

Modules

- A inVision Module

Design: O/M + Bartenbach GmbH

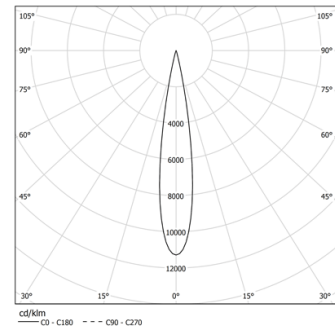
Módulo inVision em alumínio com face metálica perfurada e acabamento com pintura texturada.

LED CRI>90 / >50.000h, L80/B10 / 2-step MacAdam
Fonte de alimentação incluída.

IP20 | 230Vac | 50/60Hz



LED	4000K	Fonte de Luz	Luminária
Potência	13W	13W	15,4W
Fluxo	1420lm	1420lm	325lm
Eficiência	113lm/W	113lm/W	21lm/W
LOR	-	-	23%
UGR	-	-	<10

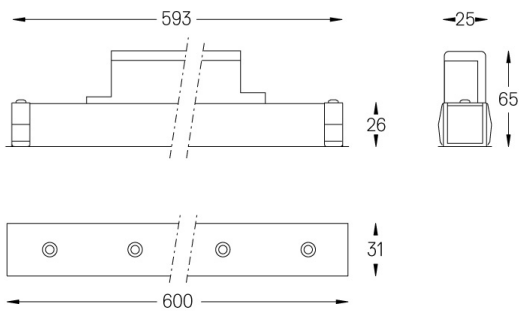


Ângulo de abertura
Spot 17°

Aplicação



Peso
0,5Kg



Acabamentos

- .01 Branco / RAL 9010
- .02 Preto / RAL 9005

Choose the length and layout of the system exactly as you want it, to model the right lighting functions for different tasks. For further information please contact: support@om-light.com