


52W / 3920lm / 3000K / On/Off / Flood 52°
/ 1200mm

60957

Design: O/M + Bartenbach GmbH
Módulo inVision em alumínio com face metálica perfurada e acabamento com pintura texturada.

LED CRI>90 / >50.000h, L80/B10 / 2-step MacAdam
Fonte de alimentação incluída.
IP20 | 230Vac | 50/60Hz



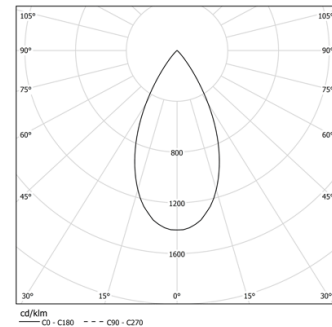
Structure

- 1 Profile
- 2 End caps
- 3 Fitting accessories
- 4 Profile coupling

Modules

- A inVision Module

LED	3000K	Fonte de Luz	Luminária
Potência		52W	61,2W
Fluxo		5160lm	3920lm
Eficiência		99lm/W	64lm/W
LOR		-	76%
UGR		-	<16



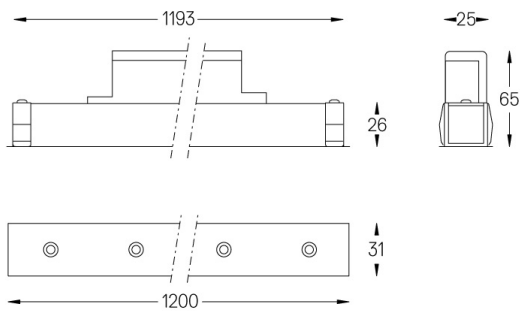
Ângulo de abertura
Flood 52°

Aplicação



Peso
0,8Kg

mm



Acabamentos

- .01 Branco / RAL 9010
- .02 Preto / RAL 9005

Choose the length and layout of the system exactly as you want it, to model the right lighting functions for different tasks. For further information please contact: support@om-light.com